



FERRARO
LAW

LIVING WITH LUNG CANCER: TIPS FOR DAILY STRENGTH

Disclaimer: This guide is for general informational purposes only and is not medical, psychological, or legal advice. Always consult your healthcare team before making changes to your treatment, medications, diet, activity level, or symptom management. If you have urgent symptoms, seek immediate medical care.





You Are Not Alone on This Journey

Living with lung cancer can feel like entering a new world—one filled with unfamiliar tests, new routines, shifting emotions, and questions without easy answers. It can feel overwhelming, lonely, or frightening at times. But no matter where you are in your journey, one truth remains constant: you are not alone. Countless patients, caregivers, and medical professionals walk this path every day, and this guide was created to walk alongside you.

From the moment of diagnosis, many people describe a wave of thoughts and questions: *What will happen next? Will treatment help? How do I get through each day?* These questions are normal, and they reflect your desire for understanding and stability. With the right information and support, you can begin to rebuild a sense of control, strength, and calm—even in the face of uncertainty.

The purpose of this guide is simple: to help you find daily strength. Not through big, overwhelming changes, but—more importantly—through small, steady steps. You will find guidance on managing symptoms, caring for your emotional well-being, adjusting routines, staying connected to purpose, and finding comfort in your daily life. These moments of care and clarity matter deeply.


Inside this book, you'll also find reassurance. You'll find understanding. And you'll find practical tools—tips for breathing easier, nourishing your body, moving gently, staying emotionally grounded, and building a support system that truly helps. You can read it start to finish or skip directly to the chapters that speak to what you're feeling today.

This is your journey, and you get to navigate it at your own pace. Some days may feel heavy, and others may surprise you with moments of peace or hope. Both experiences are valid. This book is here to support you through all of them, offering reminders that comfort, encouragement, and resilience are still available to you.

Most of all, this guide is a reminder of your strength. You may not feel strong every day, and that's okay. Strength doesn't always look like bravery. Sometimes it looks like resting. Sometimes it looks like asking for help. Sometimes it looks like simply getting through the day. And every one of those moments counts.

Let this guide be a companion on the path, a source of practical advice, emotional comfort, and gentle strength. You deserve all of these things, and more.

CHAPTER 1: UNDERSTANDING YOUR DIAGNOSIS



Knowledge can be empowering, especially during moments of uncertainty. Understanding your lung cancer diagnosis does not require you to become a medical expert—it simply helps you feel more grounded, more aware of your options, and more confident during conversations with your healthcare team.

Lung cancer is generally divided into two main types: **non-small cell lung cancer (NSCLC) and small cell lung cancer (SCLC)**. NSCLC is more common and often grows at a slower rate. SCLC, on the other hand, tends to grow more quickly, which may require a more urgent treatment approach. Within NSCLC are subtypes like adenocarcinoma, squamous cell carcinoma, and large cell carcinoma—all treated differently.

Cancer is also described using staging, which helps your doctors understand the size of the tumor and whether it has spread. **Stages range from I (early and limited) to IV (advanced)**. While hearing the word “stage” can feel intimidating, it is simply a tool that helps guide treatment, not a sentence or prediction of your future.


Understanding your diagnosis also means **recognizing common symptoms**—shortness of breath, fatigue, coughing, chest discomfort, and reduced energy. Knowing what symptoms mean allows you to respond with care and communicate clearly with your doctors. It also helps you understand which symptoms are expected and which should be reported right away.

Your medical team is your greatest resource. **Asking questions**—like what your stage means, what tests are next, what symptoms to watch for, and how treatment will affect your life—helps you become an active partner in your care. Taking notes or bringing someone with you can make appointments feel less overwhelming.

Keeping a personal **health notebook is incredibly helpful**. In it, you can track symptoms, medications, triggers, daily changes, and questions. This notebook becomes a roadmap of your experience—a tool for clarity, communication, and self-advocacy.

Most importantly, understanding your diagnosis is not something you need to rush. Give yourself time to digest information, ask questions, and revisit explanations as needed. Each step toward understanding is a step toward empowerment.

CHAPTER 2: MANAGING TREATMENT & SIDE EFFECTS



Every patient's treatment plan is unique, but learning about the most common types of lung cancer treatments helps you prepare for what's ahead and manage side effects with confidence. Understanding treatment also helps you make decisions that align with your comfort and goals.

Surgery may be used in early-stage cancers to remove tumors. Recovery can include fatigue, discomfort, or changes in breathing. Gentle movement, guided breathing, and small, frequent meals may support healing.

Radiation therapy targets cancer cells with high-energy beams. It may cause fatigue, changes in appetite, or skin irritation in the treated area. Simple self-care—hydration, rest, skin moisturizers, and soft clothing—can help ease these effects.

Chemotherapy uses medications to stop cancer cells from growing. Side effects may include nausea, hair thinning, mouth changes, or increased fatigue. Anti-nausea medications, hydration, and small meals can significantly reduce discomfort.

Immunotherapy helps your immune system recognize and fight cancer cells. While often well-tolerated, it can cause fatigue, mild aches, or skin changes. Monitoring symptoms and reporting new sensations helps your care team adjust your treatment as needed.

Targeted therapy works for cancers with specific genetic markers. It may cause fewer side effects than chemotherapy but can still lead to fatigue, skin changes, or digestive changes.


Home strategies like resting frequently, staying hydrated, using humidifiers, practicing breathing techniques, and eating nourishing meals can help manage discomfort. Tracking side effects helps you notice patterns and communicate clearly with your team.

Know which symptoms require immediate attention, such as severe breathing difficulty, chest pain, sudden dizziness, or high fever. These signs should be reported immediately.

Palliative care is comfort-focused support available at any stage—not just advanced illness. Its purpose is simple: to reduce symptoms, improve your comfort, and help you maintain quality of life. It works alongside your primary treatment, not instead of it.

You deserve relief, comfort, and support every step of the way.

CHAPTER 3: SUPPORTING YOUR LUNGS THROUGH DAILY CHALLENGES



Breathing changes are common for people living with lung cancer, but there are many gentle strategies to help you breathe more comfortably throughout the day.

Lung cancer can make breathing feel more difficult by reducing lung capacity, causing inflammation, or changing how air moves in and out of your lungs. Understanding these changes allows you to approach breathlessness with patience rather than fear.

Gentle breathing techniques to support comfort.

- *Pursed-lip breathing* slows your breathing and improves oxygen flow.
- *Diaphragmatic breathing* helps strengthen the muscle that controls your breath.
- *Box breathing* helps calm anxiety while supporting steady breathing.

Ask your healthcare team which, if any, of these exercises may be appropriate for you before trying them.

Posture also plays an important role. Sitting upright, relaxing your shoulders, or leaning slightly forward may make breathing feel easier. Gentle stretching or yoga can open your chest and improve airflow.


If you use oxygen therapy or inhalers, you may want to review the technique with your care team from time to time. Many people find that doing this helps them feel more confident and supported.

Improving indoor air quality helps minimize breathing triggers. Avoid strong scents, aerosol sprays, smoke, dust, and harsh cleaners. Air purifiers or cracked windows can help keep your environment comfortable.

Breathlessness during activity may be a common experience. Techniques like pacing, slow walking, taking breaks, and using any breathing strategies suggested by your care team can help you remain active while respecting your limits.

You are not powerless. With consistent practice and guided support, you may find ways to support your daily breathing and navigate breathlessness with more ease and less fear.

CHAPTER 4: NUTRITION FOR ENERGY & HEALING



Nutrition plays a vital role in maintaining your strength, supporting healing, and helping your body cope with treatment. Eating well doesn't need to be complicated—it simply means choosing foods that nourish you and support your energy.

Protein-rich foods like eggs, cheese, nuts, chicken, fish, and legumes help your body repair tissues and maintain muscle. High-calorie snacks like smoothies, yogurt, avocado, peanut butter, or whole-grain toast can help keep your energy stable.

Taste changes are common during treatment. You may find that foods taste metallic or bland. Citrus, marinades, herbs, or using plastic utensils instead of metal can sometimes help reduce taste issues.

If your appetite is low, try eating small meals several times a day instead of large ones. Focus on nutrient-dense foods like smoothies, oatmeal, soups, scrambled eggs, or soft fruits. These are easier to eat and still provide important nutrients.


Staying hydrated is crucial. Water, herbal tea, broth, and electrolyte drinks help support digestion, energy, and overall comfort. Keep drinks nearby and sip throughout the day.

Simple meal planning can make eating easier. Preparing food in advance or keeping easy snacks on hand helps on low-energy days. Asking friends or family to help with meals can also make daily nourishment less stressful.

A registered dietitian can provide personalized support if you're struggling with appetite, nausea, or weight changes. Don't hesitate to ask your care team for a referral.

Nutrition isn't about perfection—it's about keeping your body supported through small, nourishing choices.

CHAPTER 5: GENTLE MOVEMENT & PHYSICAL ACTIVITY

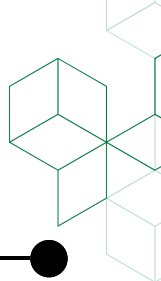


Movement can be a powerful tool for maintaining strength and supporting your overall well-being and mood during treatment. Even small amounts of daily activity can help you feel more balanced and energized.

- Walking is one of the easiest and most effective options. Short walks, whether indoors or outside, help improve circulation, reduce fatigue, and lift your spirits. Every step counts.
- Chair exercises provide safe ways to strengthen muscles and improve mobility. Simple activities like seated marches, arm raises, or leg extensions keep your body active without overexerting.
- Gentle yoga often focuses on stretching, relaxation, and mindful awareness, and may also include comfortable breathing patterns. Many people find that restorative yoga poses can ease tension, calm the mind, and support flexibility.
- Tai chi offers slow, flowing movements that may help with balance and encourage gentle, mindful movement and awareness. Beginners can start with simple routines and short sessions.
- Rest is equally important. Your body is working hard, and honoring your energy levels prevents burnout. Movement should feel supportive, not exhausting.

If you've had surgery or struggle with mobility, physical therapy may help. Therapists can design exercises tailored to your recovery, strength level, and goals.

Movement doesn't have to be intense to be beneficial. Small consistent steps add up—and each one supports your resilience.



UNDERSTANDING THE EMOTIONAL IMPACT OF LUNG CANCER

Lung cancer brings emotional challenges that can be just as significant as physical symptoms. Fear, sadness, anger, or uncertainty are natural responses. Emotional health deserves care and attention just like your physical well-being.

MANAGING ANXIETY AND “SCANXIETY”

Feelings of anxiety—especially around scans or test results—can be intense. This “scanxiety” is extremely common. Mindfulness exercises and grounding techniques, including simple, gentle breathing patterns that feel comfortable for you, or talking with someone you trust, may help ease these moments.

PROCESSING SADNESS, GRIEF, AND CHANGE

Sadness or grief may arise as well. Illness can shift relationships, routines, and your sense of normalcy. Journaling, counseling, or support groups can provide a safe space to express your feelings.

USING MINDFULNESS TO CREATE CALM

Mindfulness practices like meditation, guided imagery, or body scans help calm your mind. Even just a few minutes a day can soothe anxiety and create peace.

WHEN TO SEEK PROFESSIONAL SUPPORT

Talking with a therapist can help you process emotions, manage fear, or navigate changes in your life. Many cancer centers offer emotional support resources included in your care.

FINDING STRENGTH THROUGH SPIRITUALITY

Spirituality—whether through prayer, reflection, or community—can also be deeply comforting. Many patients find strength and purpose through spiritual practices during illness.

YOUR EMOTIONAL WELL-BEING IS ESSENTIAL

Your emotional health matters. You deserve compassion, understanding, and tools that support your inner well-being.



WHY SUPPORT MATTERS

Support is one of the most powerful tools available to you. When facing lung cancer, no one should navigate the journey alone. Family, friends, caregivers, and community members can lighten your load emotionally, physically, and practically—but only if they understand how to support you in ways that truly help.

THE CHALLENGE OF ASKING FOR HELP

Asking for help can feel uncomfortable. Many people worry about being a burden or feel pressure to “stay strong.”

But allowing others to help is not a sign of weakness—it gives the people who care about you a meaningful, concrete way to show up. Most loved ones want to help; they just need guidance on *how*.

COMMUNICATING YOUR NEEDS CLEARLY

Clear, open communication reduces misunderstandings and frustration. Your needs may change from week to week—or even day to day—and that is completely normal.

Ways to communicate effectively include:

- Letting people know what kind of support you need right now
- Being honest when something isn’t helpful
- Giving simple, specific tasks instead of broad requests
- Updating loved ones as your energy and emotions shift

A short weekly or bi-weekly update (via text or shared app) can also help keep everyone on the same page.



CREATING A CAREGIVING PLAN

A structured caregiving plan ensures that support is consistent and shared. This prevents burnout and removes the pressure from one person doing everything.

A plan can include:

- Meal preparation or grocery help
- Transportation to treatments or appointments
- Medication reminders
- Childcare or pet care
- Household tasks such as laundry, dishes, or errands
- Appointment scheduling and calendar management

Tools like shared calendars, group chats, or caregiver apps can help coordinate responsibilities.

SETTING BOUNDARIES TO PROTECT YOUR ENERGY


Support is important—but so are boundaries. If certain conversations, topics, or visitors feel overwhelming, you are allowed to limit them.

Boundaries help protect your emotional and physical energy.

Examples include:

- Limiting long visits when you're fatigued
- Asking loved ones not to share unsolicited opinions or medical advice
- Designating certain hours as "rest times"
- Redirecting conversations away from stressful topics

Healthy boundaries strengthen—not weaken—your support system.



SUPPORTING THE CAREGIVERS IN YOUR LIFE

Caregivers give endlessly, which means they also need care. Encouraging them to take breaks, rest, and seek support of their own prevents burnout and ensures long-term sustainability.

Caregivers may benefit from:

- Respite breaks during long treatment periods
- Access to counseling or caregiver groups
- Sharing responsibilities with others
- Having space to express their own feelings

When caregivers are supported, you receive better support in return.


SUPPORT COMES IN MANY FORMS

Support is not only about tasks or appointments. It can look like:

- **Emotional comfort:** listening, sitting with you, offering reassurance
- **Practical help:** meals, rides, household support
- **Mental support:** helping organize information or track medical details
- **Quiet presence:** simply being there, without expectations or pressure

Every act of care—no matter how small—contributes to your strength and resilience.

CHAPTER 8: CREATING DAILY ROUTINES THAT SUPPORT HEALING



WHY DAILY ROUTINES MATTER

During lung cancer treatment, your days may feel unpredictable—physically, mentally, and emotionally. Creating simple daily routines can restore a sense of structure and control. Routines don't need to be strict schedules; rather, they act as anchors that help you conserve energy, reduce stress, and move through each day with more stability.

UNDERSTANDING YOUR ENERGY PATTERNS

Treatment can change the way your body responds to activity. Paying attention to your natural energy rhythm helps you plan your day more effectively.

Many people find:

- **Mornings** offer more energy for tasks, movement, or appointments.
- **Afternoons** may bring fatigue, making it a good time for rest or quiet activities.
- **Evenings** call for slowing down and preparing the body for sleep.

There's no “right way”—the goal is to match your routine to how you truly feel.


BUILDING A SUPPORTIVE MORNING START

A morning routine can set the tone for your entire day. Keep it gentle and attainable.

Supportive morning practices include:

- Light stretching or slow movements to loosen your body
- Hydrating early to improve energy and digestion
- Opening blinds or stepping outside briefly for natural light
- Taking medications with intention, using reminders or pill organizers
- A few moments of quiet reflection, gratitude, or journaling

Even five minutes of consistency can create a grounded beginning.



ENDING THE DAY WITH AN EVENING WIND-DOWN

Evening routines help your body shift out of “doing mode” and into rest.

You might incorporate:

- Dimming lights an hour before bed
- Calming music, audiobooks, or light reading
- A warm shower or bath to ease muscle tension
- Gentle stretches for your chest, shoulders, or upper back
- Preparing clothes or medications for the next day

Consistency strengthens your sleep patterns, even when treatment disrupts rest.

USING TOOLS TO STAY ORGANIZED AND REDUCE STRESS

Staying organized doesn't just keep you on schedule—it reduces the mental load that often comes with treatment.

Helpful tools include:

- **Planners or calendars** for appointments and medications
- **Medication apps** for reminders and refills
- **Symptom trackers** to note patterns in fatigue, appetite, or side effects
- **Journals** to record questions for your care team

These tools support communication with doctors and help you feel more prepared.

PROTECTING YOUR ENERGY THROUGH SMART ADJUSTMENTS

Energy conservation is essential. Small adjustments can help you accomplish daily tasks without overexerting yourself.

Consider:

- Sitting instead of standing when possible
- Taking short breaks between activities
- Breaking chores into manageable steps
- Using lightweight or supportive household tools
- Prioritizing tasks that matter most

These strategies help you stay active while respecting your limits.



CREATING A HOME ENVIRONMENT THAT PROMOTES HEALING

Your environment plays a meaningful role in your comfort and well-being.

Supportive changes include:

- Soft lighting that reduces strain
- Clean, well-ventilated air
- Comfortable seating with back and chest support
- Removing clutter to create a sense of spaciousness
- Keeping essentials within easy reach

Even small refinements can enhance your sense of calm and ease.

INCORPORATING DAILY SELF-CARE RITUALS

Self-care isn't indulgence—it's part of healing. These small rituals can restore a sense of normalcy and provide emotional grounding.

Examples include:


- Reading or listening to calming audio
- Warm showers or aromatherapy
- Journaling thoughts or emotions
- Listening to music or gentle podcasts
- Enjoying creative hobbies or quiet time

These moments help you reconnect with yourself outside of your diagnosis.

ADAPTING YOUR ROUTINE AS YOUR NEEDS CHANGE

Routines should support you—not restrict you. As your treatment, energy, and comfort evolve, your routines can evolve too. Some days will feel structured; others may require more flexibility. Every adjustment you make is part of caring for yourself with awareness and compassion.

CHAPTER 9: STAYING CONNECTED TO JOY & PURPOSE



Joy and purpose play a powerful role in resilience. Even during illness, small moments of happiness or meaning can uplift your spirit and remind you that you are more than your diagnosis.

Purpose can take many forms: spending time with loved ones, enjoying a favorite hobby, connecting with nature, or supporting others. You don't need grand gestures—small, meaningful moments are enough.

Reconnecting with hobbies like reading, drawing, music, gardening, writing, or crafting can provide comfort and expression. These activities nurture your emotional well-being.

Nature is deeply restorative. Even brief moments outdoors—fresh air, sunlight, watching trees sway—can calm your mind and lift your spirits.

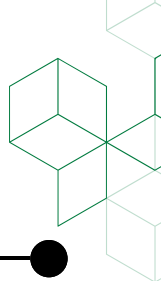
Social connection matters too. Even if your energy is low, short visits, texts, calls, or online support communities help reduce isolation.

Practicing gratitude—by noting one small positive moment each day—can shift your focus gently toward hope, without denying difficult feelings.

Spirituality, if meaningful to you, can provide strength and grounding. Prayer, meditation, or reflection can help you feel connected and supported.

Creating a **living legacy**—writing letters, sharing stories, creating scrapbooks—can bring joy, meaning, and connection to your relationships.

Joy doesn't need to be constant. It simply needs to be present—and even small sparks can brighten your path.



UNDERSTANDING HOPE IN THE CONTEXT OF LUNG CANCER

Hope is not about pretending everything is “fine.” It is not forced positivity or ignoring difficult moments.

Hope is quieter. It is persistence. It is showing up for one more appointment, one more conversation, one more day.

It shifts and evolves as you move through diagnosis, treatment, and healing—but it never disappears.

Hope can be practical, emotional, spiritual, or grounded in the next step in front of you. However it looks for you, it is valid and deeply personal.


WHAT FOLLOW-UP CARE REALLY MEANS

After treatment ends or stabilizes, follow-up care becomes an essential part of your routine.

These appointments help:

- Monitor your healing and recovery
- Track treatment results and respond early to changes
- Support overall physical and emotional well-being

Knowing what to expect—such as regular scans, bloodwork, or symptom check-ins—can reduce anxiety and help you feel more prepared. Your care team will guide you in creating a plan that matches your needs.



PLANNING FOR THE FUTURE WITH CLARITY

The future may feel uncertain, but understanding your long-term care pathway gives you a sense of direction.

Your team may talk with you about:

- **Remission**, when cancer is no longer detectable
- **Chronic management**, when treatment is ongoing but stable
- **Active surveillance**, when monitoring replaces immediate treatment

There is no single “right” path. Your journey is unique, and your plan will evolve alongside your health, goals, and life circumstances.

FACING AND MANAGING FEAR OF RECURRENCE

Fear of recurrence is one of the most common emotional challenges after treatment—and it does not mean you are ungrateful or negative. It means you are human.

Helpful tools include:

- Counseling or support groups
- Mindfulness and grounding techniques
- Journaling or emotional processing
- Open conversations with your care team
- Building routines that restore a sense of control and calm


Over time, fear tends to soften. It becomes something you learn to carry with more ease rather than something that controls you.

FINDING STRENGTH IN REAL STORIES

It can be empowering to hear from others who have walked this path.

Survivors, long-term thrivers, and people living with chronic cancer often share stories of resilience, unexpected joy, meaningful relationships, and renewed purpose.

Their experiences remind you that there is a future beyond today's challenges—even if the path looks different from what you once imagined.



HOPE IN EVERYDAY MOMENTS

Hope also lives in the small things:

- A quiet morning.
- A good conversation.
- A day when breathing feels easier.
- A treatment milestone.
- An answered question.
- A moment of laughter.

Hope is woven into the ordinary rhythm of life—resting when you need to, celebrating progress, and recognizing your own strength.

YOUR STRENGTH HAS ALREADY CARRIED YOU FAR

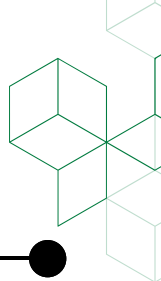
You have navigated uncertainty, made difficult decisions, shown up for appointments, endured treatments, and faced challenges many will never fully understand.

You have already demonstrated extraordinary strength—even on days when it didn't feel like it.

Healing is not linear. Hope is not linear. But both grow with every step forward.

And wherever you are today—beginning treatment, finishing it, or learning to live beyond it—hope is still with you, reshaping itself for the road ahead.

APPENDICES



A. DAILY SYMPTOM TRACKER

Date, time, symptom, severity scale, triggers, notes.

B. MEDICATION & SIDE-EFFECT LOG

Medication name, dose, timing, side effects, questions for your doctor.

C MEAL PLANNER FOR LOW-APPETITE DAYS

Simple meals, snacks, hydration reminders, grocery essentials.

D. TRUSTED SUPPORT ORGANIZATIONS

- American Lung Association
- GO2 for Lung Cancer
- CancerCare
- Local hospital support groups

E. HELPFUL APPS

- Meditation apps
- Medication reminder apps
- Symptom trackers
- Online support communities

A CONTINUED PATH OF **STRENGTH**

Living with lung cancer is a journey of resilience, strength, vulnerability, and courage. You face challenges every day that many people may never see—but every breath, every small victory, and every moment you keep going is a testament to your spirit.

- You deserve compassion.
- You deserve support.
- You deserve hope.

And you are stronger than you think.
Every step forward counts—and you are already taking them.